

UKRAINE COLLECTIVE SITE MONITORING | ROUND 13

KEY MESSAGES



Movement dynamics: almost half (46%) of the collective sites (CSs) were reported to host new arrivals in the last 3 months. Among the reasons given for settling in the CSs, 8% of site managers mentioned inability to afford rent due to the discontinuation of IDP allowance. The highest percentage of new arrivals from occupied territories (60% out of total number of new residents) was recorded in Kharkivska oblast.



Accommodation issues: more than half (54%) of the CSs were still reported to be used for hosting internally displaced people in addition to their primary function. Additionally, 15% of the CS managers reported charging IDPs for accommodation and a further 14% for utilities.



Engineering systems condition: almost half (45%) of the surveyed CSs were reported to have interruptions of electricity supply due to the nationwide capacity shortage. Consequently, 87% of CSs reported stable functioning of heating systems, 86% of cold water and 72% of hot water supply. Drainage (92%) and ventilation (91%) systems proved stable functioning.



Barrier-free access: half (51%) of the CSs were reported not to have disability-friendly infrastructure - elevators, external ramps, horizontal bars on doors, etc. In addition, only 25% of the surveyed managers confirmed the availability of disability-friendly bathing facilities and 26% confirmed the availability of disability-friendly toilets.



Bomb shelter arrangement: in 6% of the CSs the capacity of the bomb shelter was reported to be insufficient to accommodate all site residents. The highest proportions were found in Kharkivska (30%) and Zhytomyrska (19%) oblasts. Furthermore, 62% of the bomb shelters were not accessible for people with reduced mobility, especially in Kharkivska (79%), Chernihivska (78%), and Zaporizka (77%) oblasts; in Donetska oblast, none of the surveyed sites (6 CSs) had shelters accessible to people with reduced mobility.



Protection concerns: in 7% of the CSs was reported absence of psychosocial services for children in host communities, with highest proportions found in Donetska (50%), Zhytomyrska (27%), and Mykolaivska (20%) oblasts.



Durable solutions: the majority (51%) of the site managers reported that only a few (up to 25%) of the working-age site residents were employed. The main reported reasons for unemployment were physical inability to work (51%), a lack of motivation to look for work (38%), and caring responsibilities (26%).



Resolution #930 compliance: on average, the surveyed CSs complied with 71% of the indicators related to minimum standards (see full list in Annex 1). Out of 16 CSs that foresee closure in the next three months, 4 have reported non-compliance with minimum standards as the main reason.

ASSESSMENT COVERAGE



The CSM Round 13 data was grouped according to the division of the CCCM Cluster into Subnational Hubs. The full list of active CSs can be accessed through monthly [density maps](#).

RATIONALE

The Collective Site Monitoring (CSM) is an initiative of the Camp Coordination and Camp Management (CCCM) Cluster in Ukraine implemented by REACH and supported by Cluster partner organisations and Ombudsman Office. It aims at providing a wide range of stakeholders, including humanitarian agencies and Ukrainian authorities, with essential information regarding the situation in collective sites (CSs) hosting Internally Displaced People (IDPs).

The CSM Round 13 data collection occurred from 30th of June to 26th of July 2024. In total, 1,276 CSs were surveyed through key informant interviews, with the sites sampled purposively (see the [Context and Methodology](#) section).

Given the non-representative nature of the sampling method used, findings should be read as indicative.

MINIMUM STANDARDS

In September 2023, the Cabinet of Ministers of Ukraine adopted Resolution No. 930 "On the functioning of collective sites for internally displaced people"⁴, which set out minimum standards for collective centres.

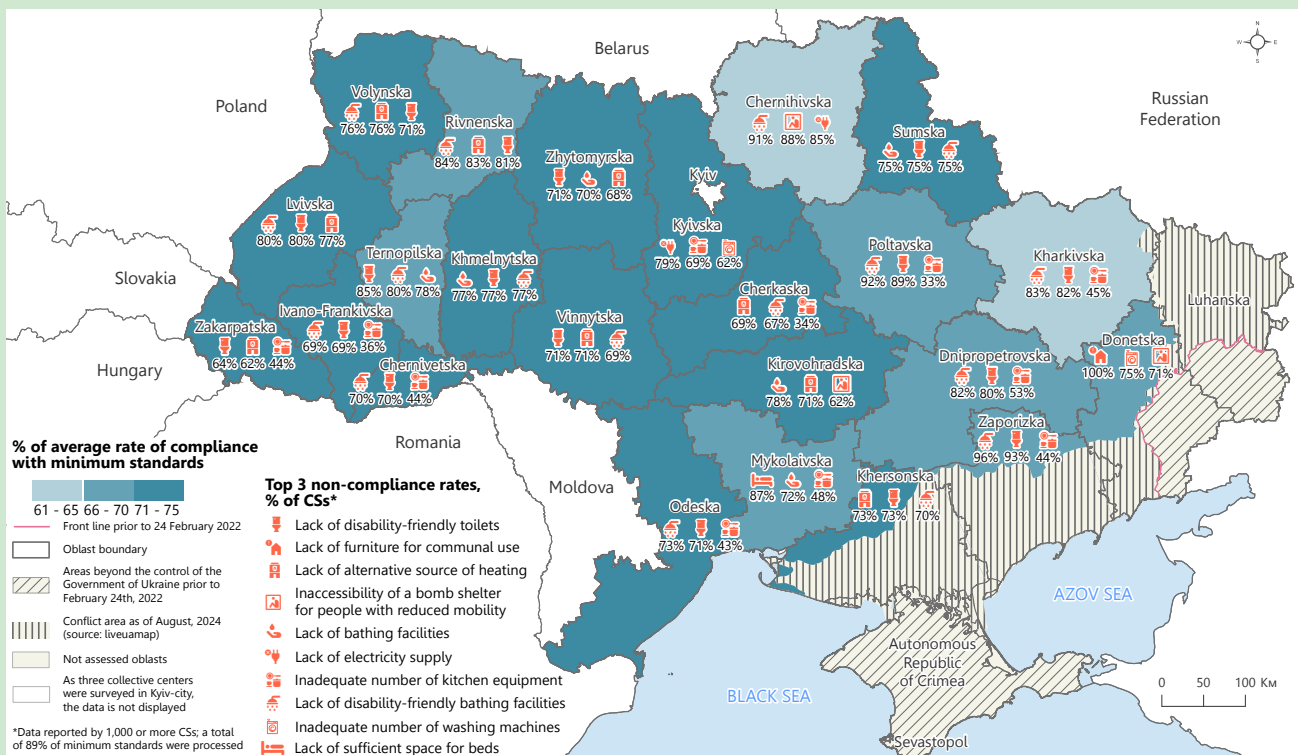
Minimum standards include requirements related to organisational and legal principles of the site functioning, the availability and state of various engineering systems, the space arrangement and necessary infrastructure, sanitation and hygiene facilities, as well as equipment of the collective site

premises with the necessary household and other appliances.⁵

Given the need for prioritisation in further interventions, information on the compliance of surveyed collective sites with the established minimum standards as well as the results from previous rounds is provided throughout this brief.

The methodology for the calculation of the minimum standard compliance rates was developed in partnership with the Ukraine CCCM Cluster.

MINIMUM STANDARDS COMPLIANCE



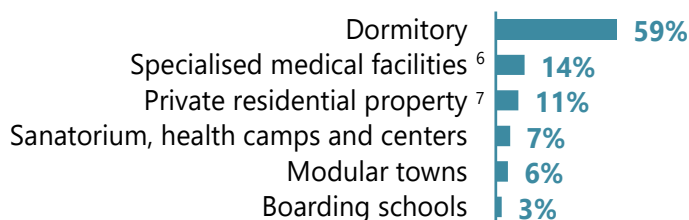
SITE INFORMATION

More than half (52%) of the CSs were reported to be managed by local authorities, followed by national government (26%), and educational institutions (20%).

Building type

According to the data obtained, 60% of the CSs surveyed were established in residential buildings, while 40% were organised in non-residential buildings.

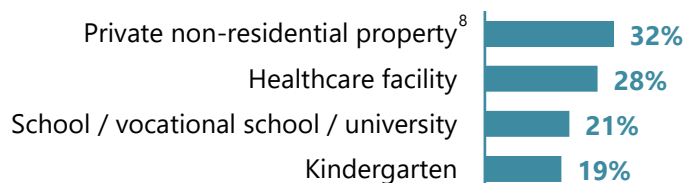
Types of residential buildings, % of CSs



Collective sites registration

More than three quarters (79%) of the CSs surveyed were reported to have been included in the official list of sites adopted by the oblast authorities, registration information of 5% of the sites had been submitted to the oblast authorities, while the managers of 11% of the CSs reportedly never initiated the registration process. Non-registered sites were more common in Volynska (29% of the CSs monitored), Mykolaivska (23%), and Ivano-Frankivska (26%) oblasts.

Types of non-residential buildings, % of CSs



4. Resolution of the Cabinet of Ministers of Ukraine dated September 01, 2023. [No. 930](#).


5. The full list of minimum standards can be found in Annex 1 to this brief.

6. Specialised medical facilities are understood as medical facilities that provide inpatient care for people with disabilities, mental health issues, for older people, and children.

7. For the purposes of this study, residential property encompasses hotels and hostels.

8. Non-residential property includes: religious building, library, shop, office building, house of culture, restaurant, public institution, etc.

ORGANISATIONAL AND LEGAL PRINCIPLES OF COLLECTIVE SITES FUNCTIONING



Note: The observed higher or lower rates of compliance with the minimum standards may not only reflect an improvement or deterioration in the situation in the specific collective sites, but also may be due to differences in sites in rounds 12 and 13.⁹

CSs Regulations

Most (95%) of the CSs had an enrollment system in place to register residents: 88 pp. reportedly recorded both new arrivals and departures, and 7 pp. only recorded arrivals. The most cited documents¹⁰ needed for accommodation in the CSs were a national passport (90%), an IDP certificate (76%), and the taxpayer identification number (56%) (RES930_121).¹¹

The majority of the CSs (92%) had written rules of stay, and more than three quarters (82%) of the sites reportedly had signed contracts with IDPs to define the terms of hosting (less often in Zhytomyrska (54%), Donetska (63%), and Chernivetska (65%) oblasts).

Availability of information on site, % of CSs (RES930_141)

94%	Information about available healthcare facilities and services
94%	Information about IDP registration
90%	Information about government and local programs providing cash or in-kind support to IDPs
88%	Information regarding pensions and state social protection programs
88%	Information about how to apply to local authorities/state bodies, receive documents confirming war-related damages to house and/or property, and receive compensation
86%	Information about legal aid
86%	Information about public education services (e.g. enrollment in schools and kindergartens)
85%	Information about registration in the employment centers, its career guidance events, and employment opportunities it offers
83%	Information about accommodation options outside of the site (rented apartments, social housing, etc.)
76%	Information about PSEA and GBV services
69%	Information about explosive ordnance risk education

9. 1076 of the sites surveyed in Round 12 had been monitored in Round 13.

10. Other documents reported to be required for accommodation were referral (warrant) for settlement from local or state authorities (15% of the CSs), medical certificate/s (18%), military card (9%), and pensioner's ID (16%).

11. Full list of specific minimum standards can be found in the table in Annex 1.

12. Resolution of the Cabinet of Ministers of Ukraine dated March 11, 2022. No. 261.

13. Multiple choices were permitted; the sum might exceed 100%.

14. For accommodation and utilities included. Common for geriatric facilities.

Feedback and complaint mechanism

Almost all CS managers (97%) reported that feedback and complaint mechanisms were in place. In 86 pp. of these CSs, complaints were reported to be handled directly by the site management. The CS managers also reported that suggestion/feedback boxes (47%) as well as hotlines (24%) were available for communication with internally displaced people (RES930_131). Khersonska oblast showed the highest proportion of CSs without a feedback mechanism (27%). Reportedly, residents of almost all sites (98%) with a feedback and complaint mechanism knew how to access it, with exclusion mainly recorded in Khersonska (11% of the CSs), Sumska (10%), Zhytomyrska and Kyrovohradska (4% in each) oblasts (RES930_132).

Site administration training

Almost a fifth (19%) of the CS managers reportedly did not complete any training. Of those who were trained, 62% received the first aid and/or psychological assistance training, 58% were trained on rules for handling explosive objects, 47% received training on protection topics (e.g., prevention of sexual exploitation and abuse (PSEA), gender-based violation (GBV) prevention, etc.), 35% attended CCCM Cluster induction session, and 29% completed training on site management (other than CCCM induction training). The highest percentages of the CS managers without any training were in Donetska (50%), Khmelnytska (38%), Zaporizka (36%), and Lvivska (35%) oblasts.

Fees for staying and utilities

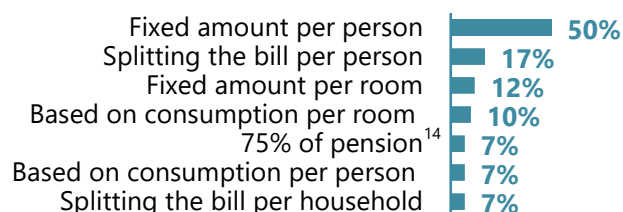
Around 15% of CS managers reported charging IDPs for their stay, with a higher proportion found in the East Hub (22%). Payments for staying were reported to be most common in Donetska (50% of the monitored CSs), Dnipropetrovska (37%), and Khersonska (29%) oblasts.

The average monthly residence fee was reported to be UAH 1,361 per IDP (up from UAH 1,270 in the previous round).

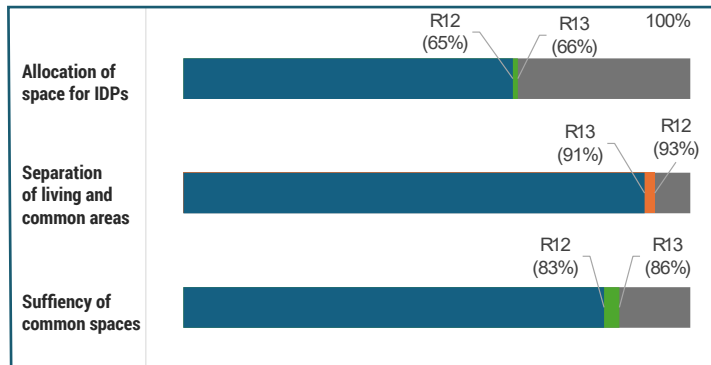
In terms of compensation for utilities, 61% of the CS managers claimed to receive it from the state budget as per Resolution #261,¹² 14% charged the site residents, and 6% paid the cost of utilities with the support of the humanitarian actors. Meanwhile, nearly 16% of the CS managers stated receiving no compensation.

Average monthly charges for utilities consumed reportedly amounted to UAH 1,034 per resident (decreased from UAH 1,126 in the March 2024 round).

Most frequently reported modalities of charging IDPs for the cost of utilities, % of CSs charging for utilities¹³



SPACE ARRANGEMENT AND INFRASTRUCTURE



Accommodation

More than half (54%) of the CSs were reported to be used not only for hosting IDPs but also for their primary function. Of these, in 34 pp. of cases the areas allocated to IDPs were not separated from the areas used for the primary function of the site, with 67% recorded in Zhytomyrska, 57% in Mykolaivska, and 53% in Dnipropetrovska oblasts (RES930_311).

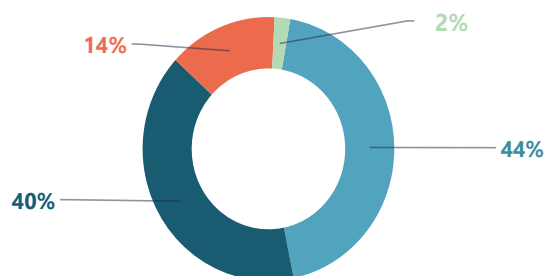
Further, 9% of the CS managers claimed that the common areas allocated to IDPs were not separated from their living areas. This was particularly the case in Zhytomyrska (39%), Kyivska (29%), and Mykolaivska (26%) oblasts (RES930_321). In about one third (32%) of the CSs, the living areas of IDPs were used not only as their private space but also for other purposes such as recreation or communal meals. This issue was specifically observed in Poltavska (55%), Kharkivska and Ternopil'ska (50% in each), and Zaporizka (46%) oblasts.

Private spaces

The vast majority (86%) of the CS managers reported accommodating IDPs in single-family rooms, while 39% stated that some or all rooms were shared by multiple households, including 20 pp. of those without space dividers (screens, partitions). The highest proportions of such sites were found in Kyivska (38%), Khmelnytska (35%), and Lvivska (33%) oblasts. Overall, in 4% of the surveyed CSs residents reportedly shared one open space with or without space partitions. For the latter option, the proportion rose to 13% in Donetsk, 10% in Mykolaivska, and 7% in Zhytomyrska oblasts.


Noteworthy, 34% of the CSs which were reported to have sleeping areas shared by multiple households were also reported to have no gender separation in the sleeping areas. Partial segregation of such spaces was reported in 11% of such CSs, more frequently in Cherkaska (41%), Ternopil'ska (31%), and Kharkivska (23%) oblasts.

Square meters in the sleeping space allocated to each person, % of CSs (RES930_341)



■ Up to 6 ■ Six and more ■ Both modalities ■ Do not know

Most frequently reported shelter needs according to site managers, % of CSs¹⁵



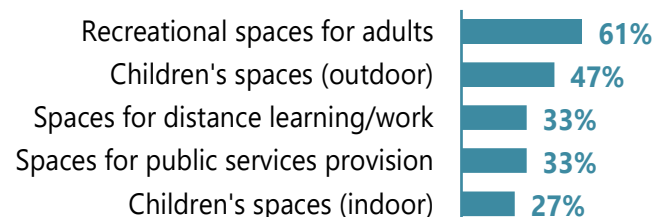
In addition, it was found that in 89% of the CSs up to 4 people on average share one sleeping space. However, in 17% of the CSs, up to 8 residents could be residing in a single sleeping space; in 4% of the CSs accommodation of up to 12 people per sleeping area was reported, with 12% found in Odeska and 11% in Dnipropetrovska oblasts. In some of the CSs surveyed, it was reported that up to 20 or more people could share a single sleeping area (particularly, in 5% of the CSs in Odeska and 4% in Zhytomyrska oblasts). Reportedly, in 87% of the CSs the entrance doors to the sleeping areas allocated to IDPs were equipped with locks/latches on the entrance doors, while in a further 8% of CSs the doors were reported to be equipped partially. A few (6%) of the site managers reported a lack of locks/latches with higher proportions found in Mykolaivska (23%), Kyivska and Odeska (14% in each) oblasts (RES930_361).

Common spaces

The majority (90%) of the CSs reportedly had kitchen(s), 59% had communal eating areas, and 40% had at their disposal food storage. A few sites (3%) were reported not having all the common areas mentioned, particularly in Khersonska (18%) and Kyivska (14%) oblasts (RES930_331.1).

The vast majority (90%) of the site managers reported that another type of common space was established and used on site.

Most frequently reported other types of common spaces used on site, % of CSs¹⁶



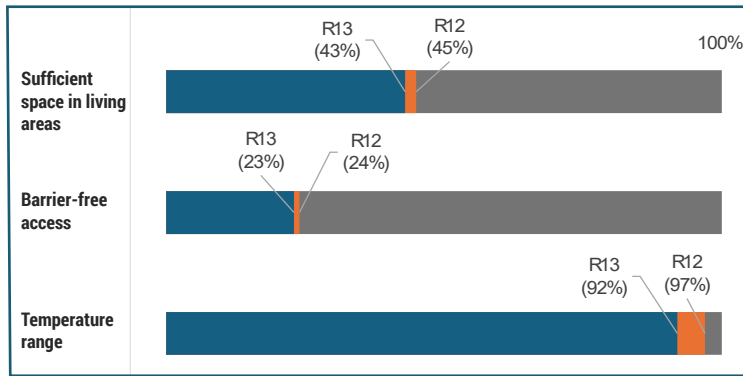
Barrier-free access

According to the data obtained, 51% of the CSs surveyed were not equipped with disability-friendly infrastructure - elevators, external ramps, horizontal bars on doors, etc. Areas of particular concern in this regard were Zaporizka (76%), Donetsk (75%), Poltavska (70%), Dnipropetrovska (69%) and Ternopil'ska (65%) oblasts.

In 26% of the surveyed CSs, disability-friendly infrastructure (excluding WASH) was partially in place (RES930_371).

15, 16. Multiple choices were permitted; the sum might exceed 100%.

ENGINEERING SYSTEMS IN COLLECTIVE SITES



Only half (52%) of the CSs were reported to have continuously functioning electricity supply system due to the nationwide capacity shortage. The highest proportions of CSs where interruptions occurred are in Chernihivska (85%), Kyivska (79%) and Dnipropetrovska (68%) oblasts (RES930_211).

Consequently, it led to a less stable functioning of water supply systems with interruptions in 13% of the CSs (RES930_231). Drainage systems were reported to be relatively stable in 91% of CSs (RES930_241).

The CSs in Donetsk (63%), Zakarpatska (27%) and Kyivska (26%) were more likely not to meet the water supply standard.

Fifteen percent of the surveyed CSs were reported to have no properly functioning heating system, with the highest non-compliance rates found in Chernihivska (54%), Kyivska (36%) and Kharkivska (34%) oblasts (RES930_221).

This corresponded to the data that 92% of the CS managers were able to maintain the temperature in the CS premises at the seasonal standard (not below 18°C). In Chernihivska and Kyivska oblasts compliance with the set standard was reported less frequently, by 69% of the CSs in each oblast (RES930_381).

Noteworthy, the situation with regard to the continuous functioning of the ventilation system continued to deteriorate. The overall non-compliance score was 22%, with the highest rates in Poltavska (54%), Chernihivska (46%), and Kharkivska (44%) oblasts (RES930_251).

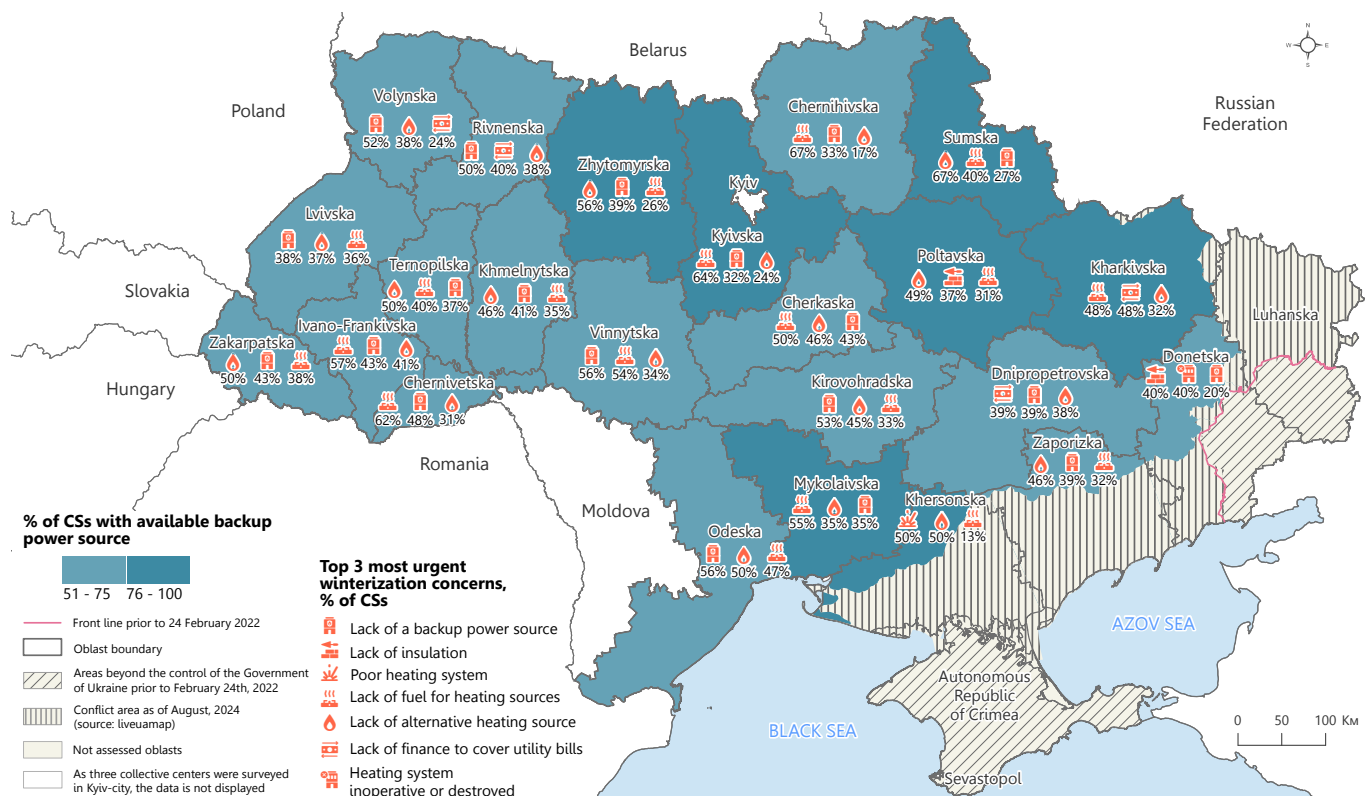
WINTERIZATION

Over a third (39%) of the CS managers reported central heating as the most common type of heating, followed by individual boiler rooms (32%) and electricity (10%) as a heating source.

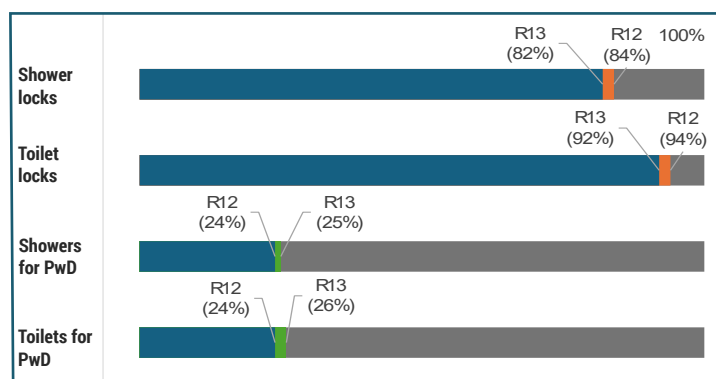
Almost a third (31%) of the CSs were reported to have no backup source of power. This problem was most common in Dnipropetrovska (41%), Volynska (40%), Chernihivska and Rivnenska (39% in each) oblasts (RES930_212).

- In the sites with backup power sources, 32% of the managers confirmed that it could fully meet the needs, 63% stated that it could meet the needs partially, and a few (4%) reported that backup power source could not meet the needs at all.
- In addition, it was reported that 68% of the CSs did not have an alternative source of heating. This issue was most prevalent in Rivnenska (83%), Lvivska (77%), Dnipropetrovska and Volynska (76% in each) oblasts.

WINTERIZATION NEEDS IN COLLECTIVE SITES



SANITATION AND HYGIENE



Access to water


In surveyed CSs, 83% of managers reported that site residents accessed water through taps available on site (i.e., a central water supply). Bottled water (23%) and water from a well or borehole owned by the CS (12%) were the other most commonly reported water sources.

Reportedly, in 85% of the CSs surveyed site residents had enough water for all needs including drinking, cooking, personal hygiene, laundry, and other domestic purposes. The proportion was significantly lower in Khersonska (43%) and Mykolaivska (40%) oblasts. Notably, 5% of the CSs in Vinnytska and Zakarpatska oblasts were reported to have no sufficient water for any of the above needs.

The vast majority (94%) of the CS managers stated that site residents had enough water to meet all needs on a daily basis. However, 12% of the CS managers in Mykolaivska, and 10% in Kirovohradska oblasts reported that this was not the case.

Overall, 66% of the CSs reported full availability of hot water, however 13% of CSs in Kyivska and 11% in Chernivetska reported not having a hot water supply at all.¹⁸ The majority (78%) of managers of the sites with access to hot water reported boilers as the primary source, followed by central hot water supply (8%).

Most frequently reported WASH concerns and needs according to site managers, % of CSs¹⁷



Bathing facilities and toilets

Overall, 58% of the CSs were reported to have a sufficient number of bathing facilities (RES930_431) (the proportions were lower in Kharkivska (34%), Donetsk (38%), and Odeska (45%) oblasts), while managers in 65% of the sites surveyed reported that the number of toilets was sufficient for the capacity of the site (RES930_441).

About one-third of the CS managers reported gender-separated bathing facilities (31%) and toilets (33%), with a few reporting partial segregation (8% and 9%, respectively) (RES930_431.1, RES930_441.1).¹⁹

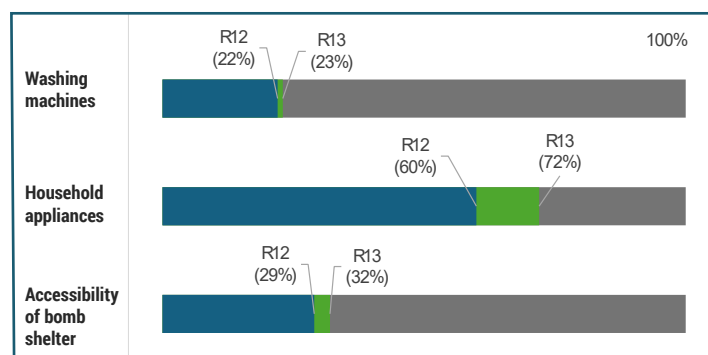
In terms of privacy, completely private bathing facilities and toilets were reported to be available in 82% and 92% of the CSs respectively. In addition, 17% and 8% of the CSs respectively were reported to have the above-mentioned facilities with a partial level of privacy (RES930_432, RES930_442).

A quarter of the CS managers confirmed the availability of disability-friendly bathing facilities, with the lowest proportions found in Chernihivska (0%), Zaporizka (4%), and Poltavka (7%) oblasts. A further 26% of the CSs were reported to have disability-friendly toilets on site. Zaporizka (7%) and Poltavka (11%) oblasts had the lowest proportions in this regard (RES930_433, RES930_443).

WASH NEEDS IN COLLECTIVE SITES



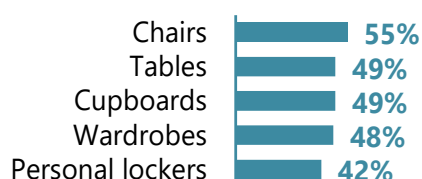
EQUIPMENT OF COLLECTIVE SITE PREMISES



Overall, around 90% of the CS managers reported a need for one or more types of non-food items (NFIs).

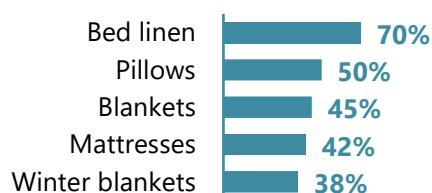
The data shows that the need in hygiene and cleaning items is particularly evident across all Hubs - 79% in Eastern, 78% in Western, 75% in Central and 68% in Northern. Notably, Northern Hub has more pronounced needs across all categories of NFIs compared to other Hubs: furniture (70%), sleeping items (69%), kitchen amenities (61%), communication equipment (49%), and clothes and/or shoes (36%).

Top 5 types of furniture needed, % of CSs²⁰

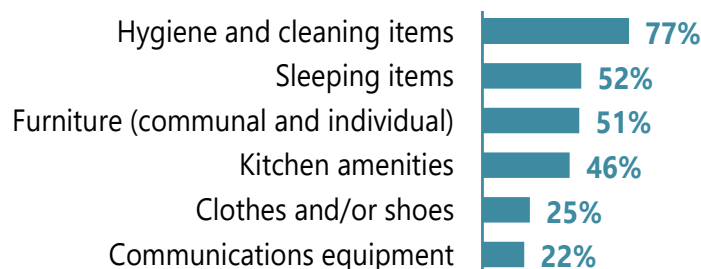


Almost half (49%) of the surveyed CSs were equipped with furniture in accordance with the number and needs of residents of the CS with the lowest compliance rates recorded in Donetsk (0%), Sumska (20%), and Kyivska and Khmelnytska (31% in each) oblasts (RES930_511).

Top 5 types of sleeping items needed, % of CSs²¹



NFI needs, % of CSs²²



The highest scores of non-compliance with regard to the provision of sleeping items for site residents were found in Mykolaivska (13%), Chernihivska (8%), and Zhytomyrska (4%) oblasts (RES930_512).

Top 5 needs for hygiene / cleaning items, % of CSs²³



According to the site managers, 73% and 13% of the CSs monitored had an insufficient number of washing machines and drying machines or spaces for drying laundry, respectively (RES930_522, RES930_523).

Top 5 types of kitchen amenities needed, % of CSs²⁴



Reportedly, a total of 44% of the CSs were not equipped with the necessary kitchen appliances and accessories. Donetsk (88%) and Chernihivska (77%) oblasts showed the highest non-compliance rate, followed by Kyivska (69%), and Khmelnytska (68%) oblasts (RES930_521).

Availability of an evacuation plan and fire extinguishers on site

It was reported that 96% of the surveyed CSs had an evacuation plan in place. This proportion was lower in Chernihivska (85%), Khersonska, Kyivska (91% in each), and Zakarpatska (93%) oblasts (RES930_531).

Fire extinguishers were reported to be available in sufficient quantities in 89% of the monitored sites, with partial availability reported in 9% of the CSs. Chernihivska oblast (8%), followed by Vinnytska (5%), Ternopil'ska, and Dnipropetrovska (4% in each) oblasts had the highest shares of the sites without fire extinguishers (RES930_532).

Bomb shelter arrangement

The majority (85%) of the CSs reportedly had a bomb shelter either in the facility itself (47 pp.) or nearby (less than 500m) (38 pp.) (RES930_534).

It should be noted that in a total of 6% of the CSs the capacity of the bomb shelter was reported to be insufficient, most commonly in Kharkivska (30%), Zhytomyrska (19%) and Sumska (11%) oblasts (RES930_535).

Further, 62% of the bomb shelters were not accessible for people with reduced mobility, especially in Donetsk (100%), Kharkivska (79%), Zaporizka (77%), and Ternopil'ska (76%) oblasts (RES930_536).

20. Among the other most commonly reported types, 32% out of the CS managers that reported need for furniture, requested beds, 11% functional beds for special needs, and 7% folding beds.
21, 22, 23, 24. Multiple choices were permitted; the sum might exceed 100%.

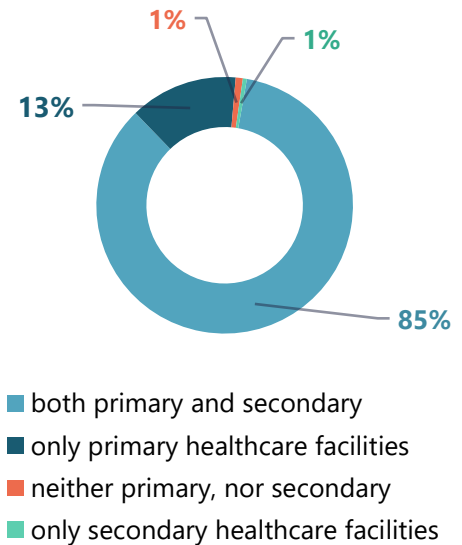
HEALTH

According to the site managers, most of the host communities have available first aid and emergency medical care (94%) and recorded presence of family doctors and rural health posts (89%) as well as outpatient healthcare facilities (83%). Further, pharmaceutical facilities are available in three quarters of the host communities alongside multidisciplinary healthcare facilities (60%). Less than half of host communities provide specialised healthcare (49%) and reproductive health services for women and girls (43%). Meanwhile, it was reported that some communities lack all of the abovelisted services, mostly concentrating in Zhytomyrska and Rivnenska (4% in each) and Cherkaska (3%) oblasts.

All of the CSs surveyed were reported to be accessible by ambulance.

First aid kits were reported to be unavailable in 9% of the CSs. The highest proportion of the sites without first aid kits (21%) was found in the Northern Hub, followed by 9% in the Eastern Hub. In particular, the non-availability of first aid kits was found to be more common in Ternopil'ska (28%), Kyiv'ska (24%), and Chernihiv'ska (23%) oblasts (RES930_533).

Availability of healthcare facilities nearby (less than 30 min by public transport), % of the CSs



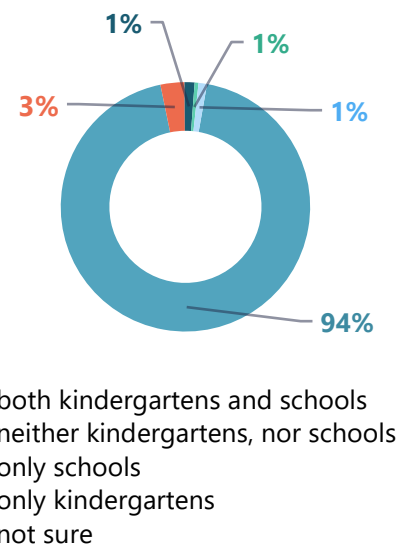
EDUCATION

Some (34%) of the CS managers reported that the majority of school-aged children at the site were accessing education through a mixed mode,²⁵ while in 33% of the sites surveyed, children were mostly studying in-person. Remote access to education was reported in a further 29% of CSs. In 12% of the above sites children were reported to be learning remotely at the host community schools, while in 17% of the CSs they were reported to be learning remotely at schools in the area of origin.

Around 18% (compared to 16% in the March 2024 round) of the CSs reported at least one barrier for children in terms of access to education. Specifically, a lack of equipment (laptops, in particular) was reported as a barrier in 9% of those CSs, most frequently in Mykolaiv'ska (27% of the CSs), Odes'ska (23%), Kyiv'ska and Zaporiz'ka (19% in each) oblasts. A lack of separate space dedicated to distance learning was reported as a barrier in 7% of the above CSs, mostly in Kharkiv'ska (21%), Zaporiz'ka (19%), and Mykolaiv'ska (18%) oblasts. Meanwhile, a lack of internet connection was reported as a barrier in 5% of CSs.

Nearly a fifth (16%) of the CSs reported that provision of education services was inhibited to some extent by the presence of IDPs living in the building, and 4% claimed that it had a considerable impact, to the point of disrupting their original function.

Nearby educational facilities with a possibility to enroll children (less than 30 min by public transport), % of the CSs



COMMUNICATION MEANS

Wi-Fi connection was reported to be unavailable to residents in 16% of the CSs, and occasionally available in 15% of the CSs surveyed. Of the CSs with full Wi-Fi access (66%), the connection was reported to be free in 69% of them and on a pay-per-use basis in 29% of them.

In terms of the mobile network, the vast majority of the CS managers reported either normal (62%) or good (22%) signal strength. Poor mobile network quality was reported in 14% of the surveyed CSs, primarily in 7 CSs in Dnipropetrov'ska, 4 CSs in Zakarpats'ka, and 3 CSs in Kyiv'ska oblasts.

25. Mixed mode of education combines both in-person and remote learning.

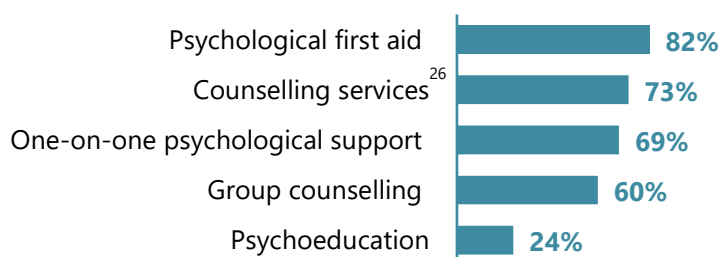
PROTECTION

Psychosocial support for adults

Psychosocial support (PSS) for adults was reported to be available in 89% of the CSs. Of these CSs, 97% reported that site residents knew how to access such support.

The lowest percentages of the CSs with PSS services available were found in Donetsk (63%), Ternopil'ska (73%), and Vinnytska (74%) oblasts.

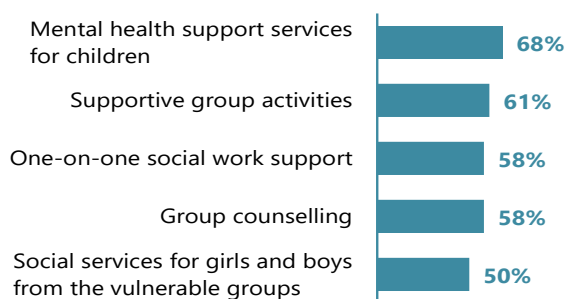
Most common PSS services modalities, % of CSs



Psychosocial support for children

Psychosocial support services for children in host communities were completely absent in 7% of the surveyed CSs, with Donetsk (50%), Zhytomyrska (27%), Mykolaiv'ska (20%), and Chernivetska (18%) oblasts being the most problematic in this respect.

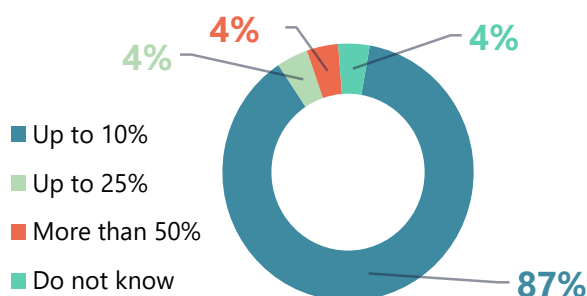
Modalities of psychosocial support for children available on site, % of CSs²⁷



Discrimination against IDPs

Overall, around 2% of the site managers reported they had information about discrimination against site residents on the basis of political, religious, and other beliefs, gender, age, disability, ethnic and social origin, language, or any other grounds. Particularly, it was reported in Dnipropetrov'ska (4 CSs), Lviv'ska (3 CSs), and Chernivetska (3 CSs) oblasts.

Proportion of site residents who informed about discrimination, % of CSs reporting such a problem

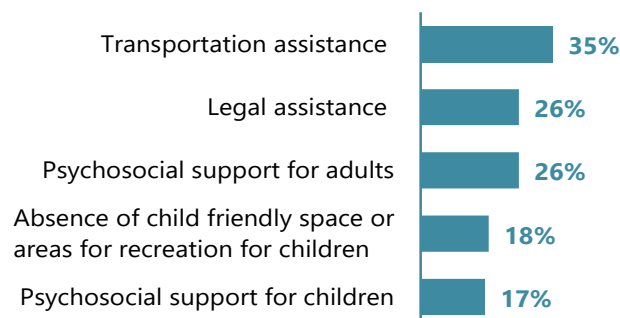


Gender-based violence (GBV) and human trafficking

Reportedly, 89% of the CS managers were aware of referral pathways for a survivor of GBV, human trafficking, or sexual exploitation and abuse (SEA). Of those who reported any of the above, most were aware of different hotlines (23%), ombudsman representatives or international or national non-governmental organisations (NGOs) (9% in each), with the national police hotline and hotlines on trafficking, domestic violence, GBV and violence against children being the most common.

In terms of barriers to report GBV, trafficking or SEA incidents and to refer survivors, 89% of site managers reported no issues. A total of 5% of the site managers claimed that survivors did not agree to referral (especially in Rivnenska (22%), Chernivetska (14%) and Zakarpatska (11%) oblasts), and 2% reported bureaucratic issues (more common in Cherkaska (16%), Chernivetska (11%) and Kyiv'ska (8%) oblasts).

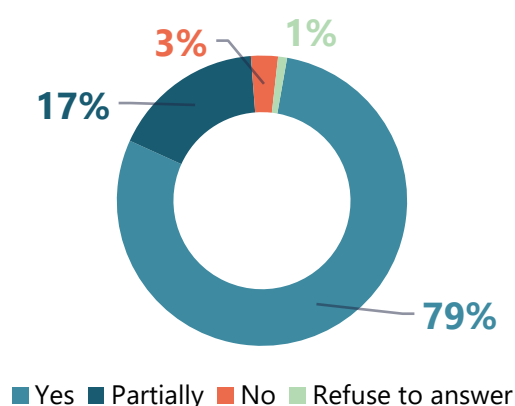
Protection concerns and needs most frequently reported as top 3 priorities, % of CSs²⁸



Social services provision

The majority (69%) of managers reported informing local authorities about the need for social services. Following all the submitted notices, 84% of local authorities have carried out on-site visits. As the result of the visits, 79% of authorities organized full provision of requested services, while 17% have partially accommodated the needs of the CSs. The most needed service is social transportation for people with disabilities to access services outside the CS (24%).

Reported visits by local authorities upon notice, % of CSs



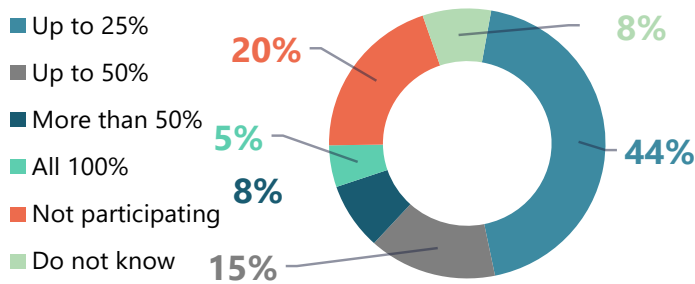
26. For the purposes of this study, services such as legal assistance, access to justice, reparation and compensation, restoration of core documentation, etc. are understood as counselling services.
27, 28. Multiple choices were permitted; the sum might exceed 100%.

DURABLE SOLUTIONS AND PARTICIPATION IN SITE MANAGEMENT

Social integration

Almost three quarters (72%) of the CS managers reported that site residents participated in social activities within the host community, with the lowest share found in Khersonska (14%), Sumska (29%), and Kirovohradska (52%) oblasts. Residents in all of the surveyed sites (8 CSs) in Donetsk oblast did not participate in any social activities.

Percentage of site residents participating in social activities, % of CSs



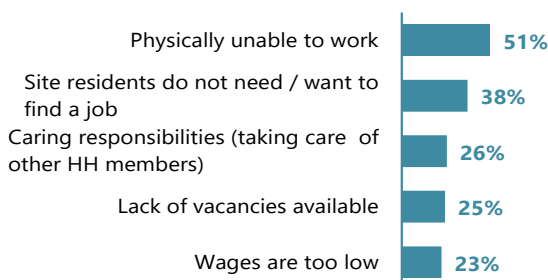
A lack of interest was the most common reason (59% compared to 47% in the March 2024 round) for social inactivity, closely followed by constraints related to age, illness, and disability (50%). A lack of time to participate in joint activities with the host community population as well as a lack of scheduled community activities were also reported in 27% and 10% of the surveyed CSs, respectively.

Employment situation

It was reported that in about half (51%) of the CSs monitored up to 25% of the working-age site residents (18-59 years old) were employed at the time of data collection (July 2024). Half as many site managers (22%) reported up to 50% of the CS residents in employment, while in 11% of the sites monitored up to 75% and in a further 6% of the CSs more than 75% of site residents were reported to be employed. Only 5% of the surveyed sites reportedly had all (100%) residents employed, mainly in Chernihivska (33%), Kyivska (15%), Lvivska and Khmelnytska (9% in each) oblasts.

The lowest proportions of employed site residents (up to 25%) were recorded in Mykolaivska (84%), Kharkivska and Rivnenska (67% in each) oblasts. The highest proportions of employed site residents (75%-99%) were recorded in Khersonska (14%) and Ivano-Frankivska (11%) oblasts.

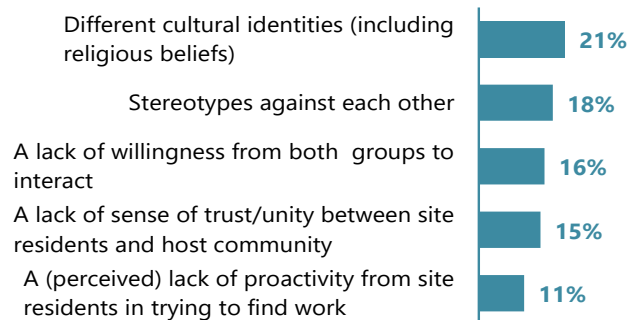
Most common reported reasons for site residents' unemployment, % of CSs²⁹



Social cohesion

It is worth noting that almost half (41%) of the site managers reported a relatively good relationship between site residents and the host community. A further 34% reported it as very good, and 21% reported it as neutral. Less than 1% of respondents (in total) reported that the relationship between site residents and the host community was relatively poor (the proportion rose to 14% in Khersonska oblast) or very poor (with 3% found in Kyivska oblast).

Most frequently reported factors negatively influenced social cohesion, % of CSs

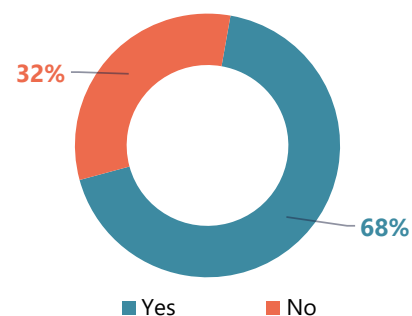


IDPs participation in managing site

Most (83%) of the CS managers reportedly consulted residents for decision-making on-site: 57% through general meetings, 53% via individual consultations, 20% through groups on social media, and 18% via IDPs' active groups / focal points.³⁰

According to the data obtained, IDPs were more likely not to be involved in the decision-making process in 6 collective sites located in Dnipropetrovaska, 5 CSs in Ivano-Frankivska, and 4 CSs in Lvivska oblasts.

Reported residents' support in collective site administration, % of the CSs



The data shows that Khmelnytska (78% of the CSs), Donetsk (67%), and Lvivska (55%) oblasts showed the highest proportions of the sites without residents contributing to collective site management.

The most commonly reported forms of participation were site care and maintenance (including cleaning) (95%), followed by assistance with administrative tasks (28% vs. 22% in the previous round), and initiatives aimed at upgrading site infrastructure (21%).

29, 30. The sum exceeds 100% as multiple choices were permitted.

CASE STUDY: MANDATORY EVACUATIONS

Several mandatory evacuations of the population from the border and frontline areas in the northern oblasts were announced since spring 2024³¹. As the security situation continues to deteriorate in the eastern oblasts, more evacuations were organized recently³² and an influx of IDPs is expected towards the western and central oblasts of Ukraine as well as within the above areas.

In view of the possible increase in the number of newly displaced people and the demand for accommodation in collective sites, the latter need to be adequately prepared to ensure safe and dignified living conditions for the residents.

This section aims to provide a comparative overview of the situation in collective sites within areas that previously underwent internal and external evacuations. The goal is to assess the changes in needs reported by collective site managers during the 12th and 13th rounds of data collection.

The focus will be on particular collective sites in the Volynska and Rivnenska oblasts,³³ because CSs in these oblasts were accepting and hosting evacuees from May to August 2024, which allows for a comparison in needs.

A key limitation of this comparison is that it does not account for unofficial arrivals and departures, as well as potential confounding factors that may influence variations in needs at the collective site level. Consequently, the ability to isolate specific needs of the evacuees within this rapidly changing environment remains limited.

The following paragraphs provide information on the main multi-sectoral needs and concerns in the collective sites located in the above-mentioned areas.

This information should help humanitarian actors take specific measures for an effective and timely response in the event of an increase in the number of mandatory evacuations.

Volynska oblast

Fourteen (14) collective sites established in Volynska oblasts that accepted evacuees in May and July of 2024 have been surveyed in both 12th and 13th rounds.

At the time of the most recent data collection round that took place in July, in 9 out of 14 CSs the number of site residents had increased. In 2 out of those 9 sites the occupancy rate was more than 100% and 1 CS had occupancy rate of less than 50%. The total population count of the 14 sites was 558 and 603 persons in 12th and 13th rounds, respectively.

The data shows that, in total, the number of women over the age of 60 increased from 102 to 126, while the number of men over the age of 60 had increased from 48 to 53 persons. However, fluctuations in demographic profiles were different for each CS: in some, the number of people with vulnerabilities decreased, and vice versa.

In addition, the accommodation mode of the residents in 7 collective sites had deteriorated and now include multiple households (incl. single-person HHs) sharing area, without space dividers (screens, partitions).

Regarding the NFIs, compared to the 12th round, 10 CSs relayed a need in clothes and shoes, 5 CSs in hygiene and cleaning items, and 3 CS in communications equipment, when none before were mentioned. At the same time, 6 CSs reported no longer needing furniture items.

Furthermore, managers of 6 CSs reported a need in legal assistance and 5 managers reported a need in psychosocial support for adults and children. Simultaneously, the reported needs were the same for managers of 5 CSs regarding the need in legal assistance and 6 CSs regarding the need in psychosocial support for adults and children from 12th to the 13th round.

Rivnenska oblast

Seven (7) collective sites established in Rivnenska oblasts that accepted evacuees in June and August of 2024 have been surveyed in both 12th and 13th rounds.

Notably, in 4 out of 7 CSs the number of site residents increased. In 2 of the sites the occupancy rate reached 100%, while in the other 2 sites the occupancy rate was less than 50%. The number of site residents increased from 204 residents in round 12 to 219 residents in round 13.

According to the data, the total number of women over the age of 60 decreased from 54 to 53, with the same tendency for men over the age of 60 - from 15 to 14 persons. Interestingly, in one CS there was a reported increase in the number of unaccompanied children and another site reported an increase in number of people with disabilities.

1 CS reported changes in accommodation mode of the residents to multiple households (incl. single-person HHs) sharing area, without space dividers (screens, partitions).

In terms of the NFIs, 2 CSs relayed an increased need in sleeping items, 1 CS in hygiene and cleaning items, 1 CS in kitchen amenities, and 1 CS in furniture items. The number of CSs highlighting a need in sleeping items and hygien items remained constant for 3 CSs and 4 CSs respectively.

It should also be noted that almost no CSs managers reported a need in protection assistance, except in 3 CSs where a need in psychosocial support for adults and children was recorded as well as 2 CS where a need in legal assistance was recorded. All of those CSs saw their population increase from 12th to 13th Round of data collection.

31. Ministry of Reintegration of Temporarily Occupied Territories, [Updated list of communities in the areas of hostilities, on the temporarily occupied territories and those that are surrounded](#), May 2022.

32. Ministry of Reintegration of Temporarily Occupied Territories, [Evacuations of civilian population from Donetsk region continues](#), 16th August 2024.

33. Lists of evacuation trains and CSs locations were received from CCCM Cluster Ukraine.

CONTEXT AND METHODOLOGY

In July 2022, the CCCM Cluster in Ukraine, jointly with partners and with technical support from REACH, initiated regular Collective Site Monitoring assessments covering multiple sectors.

Primary data collection conducted by REACH and CCCM Cluster partners' enumerators is based on key informant interviews carried out with CS managers or focal points who are knowledgeable about the situation in the CSs. The interviews were carried out both by telephone and in a face-to-face format. In the 13th Round, 69% of the interviews were conducted through face-to-face visits and 31% were conducted by phone.

The objective was to assess at least 50 CSs per oblast. Chernihivska, Donetsk, Khersonska, Kyivska, Mykolaivska, Sumska, and Zhytomyrska oblasts have less than 50 CSs; when possible, all were contacted.

Limitations

The distribution of the surveyed sites does not reflect CSs location across Ukraine, and the actual coverage relies on partners' contributions and assistance. Results must be

read as indicative only. Out of 1,276 assessed CSs, 1,215 were reported to be actively hosting IDPs at the time of data collection, while managers of 61 CSs indicated that they were not hosting but were ready to do so. The latter were not asked the respective demography-related questions.

In addition, 1,076 of the sites surveyed in Round 13 had been monitored in Round 12. Therefore, the observed higher or lower rates of compliance with the minimum standards may not only reflect an improvement or deterioration in the situation in the specific CSs, but may also be due to differences between the sites surveyed.

Related materials and products

CSM questionnaire for [Round 13](#).

Updated interactive [CSM dashboard](#), with the results of all CSM Rounds.

[CSM Round 12 Brief](#), with March-April 2024 results from key informants survey.

ASSESSMENT COVERAGE

Hubs, oblasts	Nº of CSs	Hubs, oblasts	Nº of CSs
Eastern Hub	434	Central Hub	381
Dnipropetrovska	152	Chernivetska	72
Kirovohradska	83	Khmelnitska	74
Poltavska	82	Vinnitska	62
Kharkivska	64	Cherkaska	61
Zaporizka	45	Odeska	42
Donetska	8	Zhytomyrska	28
Western Hub	383	Mykolaivska	31
Lvivska	95	Khersonska	11
Zakarpatska	85	Northern Hub	78
Ivano-Frankivska	62	Kyivska	45
Volynska	38	Sumska	20
Rivnenska	57	Chernihivska	13
Ternopilska	46	Total	1,276

ABOUT REACH

REACH Initiative facilitates the development of information tools and products that enhance the capacity of aid actors to make evidence-based decisions in emergency, recovery and development contexts. The methodologies used by REACH include primary data collection and in-depth analysis, and all activities are conducted through inter-agency aid coordination mechanisms. REACH is a joint initiative of IMPACT Initiatives, ACTED and the United Nations Institute for Training and Research - Operational Satellite Applications Programme (UNITAR-UNOSAT).

CONTACTS

CCCM Cluster Ukraine

Oleksandra Ferlikovska: ferlikov@unhcr.org

Miranda Gaanderse: gaanders@unhcr.org

REACH Ukraine

Yaryna Pysko: yaryna.pysko@reach-initiative.org

Miguel Iglesias Lopez:

miguel.iglesias-lopez@reach-initiative.org

CONTRIBUTING PARTNERS



Annex 1

MINIMUM STANDARDS COMPLIANCE

The information presented below indicates compliance with State Resolution #930 standards on the basis of current indicators in the CSM Round 13 survey. Note that the CSM survey obtains data from CSs managers and focal points themselves.

Resolution #930 minimum standards and CSM Indicators				Compliance with minimum standard, % of CSs ³²				
Minimum standard group	Minimum standard	Minimum standard description	Standard number	Overall, % of CSs	Western Hub	Central Hub	Northern Hub	Eastern Hub
1. Organizational and legal principles of the collective site functioning	Agreement and Rules of residence of internally displaced people in the collective site	Presence of contracts, including the Rules for the residence of internally displaced people in collective sites, between the manager and residents of the collective site	RES930_111 (full compliance)	79%	73%	78%	80%	85%
			RES930_111 (partial compliance)	4%	6%	3%	6%	3%
	Registration of residents of the collective site	Records of people living in the collective site are kept in accordance with Appendix 4 to the procedure for the operation of collective sites for internally displaced people	RES930_121 (full compliance)	88%	88%	90%	82%	89%
			RES930_121 (partial compliance)	7%	7%	6%	4%	8%
	Feedback mechanism - system	1) Establishment by the head of the collective site of a feedback mechanism with residents of the collective site (placing boxes for submission of appeals, determination of reception hours by the head of the collective site, creation of chat groups in mobile applications, etc.)	RES930_131	97%	97%	96%	99%	98%
	Feedback mechanism - procedure	2) Establishment by the head of the collective site of a procedure for residents of the collective site to apply with statements, complaints and proposals and for their consideration by the head of the collective site	RES930_132	96%	96%	95%	94%	98%
	Access to information	Availability in the premises of the collective site of an information stand(s) indicating the address, contact phone numbers, official websites of emergency services, social services, health care institutions, executive power bodies, local self-government bodies, educational, social, psychological, and legal assistance institutions as well as information about the presence of the bomb shelters in the immediate vicinity of the collective site, etc.	RES930_141 (full compliance)	56%	54%	62%	40%	54%
			RES930_141 (partial compliance)	43%	44%	36%	55%	45%
2. Engineering systems	Electricity supply	1) The premises of the collective site are equipped with a continuously functioning power supply system (not including cases of emergency or planned shutdown)	RES930_211	52%	50%	63%	36%	46%
	Electricity supply (backup power)	2) Alternative power sources (generator, etc.) are available at the collective site	RES930_212 (full compliance)	22%	20%	26%	32%	19%
			RES930_212 (partial compliance)	47%	45%	44%	53%	49%

32. Data on compliance with the minimum standards is available at the oblast level and can be shared by the CCCM Cluster upon request.

Annex 1

MINIMUM STANDARDS COMPLIANCE

Resolution #930 minimum standards and CSM Indicators				Compliance with minimum standard, % of CSs				
Minimum standard group	Minimum standard	Minimum standard description	Standard number	Overall, % of CSs	Western Hub	Central Hub	Northern Hub	Eastern Hub
2. Engineering systems (continued)	Heating (primary heating, insulation, etc.)	1) Premises of the collective site are equipped with a continuously functioning heating system (not including cases of emergency or planned shutdown)	RES930_221	85%	85%	89%	72%	85%
	Heating (availability of alternative source of heating)	2) Alternative sources of heating are available at the collective site	RES930_222	30%	27%	33%	35%	28%
	Water supply	Premises of the collective site are equipped with a continuously functioning water supply system (not including cases of emergency or planned shutdown)	RES930_231	85%	86%	87%	83%	82%
	Drainage	The collective site is equipped with a continuously functioning drainage system	RES930_241	91%	91%	92%	95%	89%
	Ventilation	The collective site is equipped with a continuously functioning ventilation system	RES930_251	78%	85%	83%	64%	70%
3. Arrangement and infrastructure of the collective site	Separation of the living areas allocated to internally displaced people from the space used for the site's original function	Separation between the space allocated for internally displaced people (except for common spaces) from other premises of the building if the building simultaneously is used for its original functional purpose (educational institution, sanatorium-resort facility, dormitory) (n=692)	RES930_311	66%	74%	62%	62%	63%
	Separation of the living spaces and common areas of the collective site	Premises of collective sites are divided into common areas for internally displaced people and living spaces	RES930_321	91%	90%	89%	83%	95%
	Sufficiency of common spaces	Sufficiency of common spaces for the needs of the residents of the collective site (availability of places for general meetings, leisure, rooms for distance education of children, provision of services, etc.)	RES930_331 (full compliance)	8%	5%	9%	18%	7%
			RES930_331 (partial compliance)	78%	79%	77%	68%	78%
	Availability of common spaces	Presence of common spaces for the purposes of cooking (kitchen), eating, and food storage on the site	RES930_331.1 (full compliance)	32%	30%	38%	28%	28%
			RES930_331.1 (partial compliance)	65%	68%	59%	62%	69%
	Sufficient space in living areas	Allocation of at least 6 square meters per one bed (person) in living spaces	RES930_341 (full compliance)	43%	36%	46%	64%	44%
			RES930_341 (partial compliance)	14%	15%	13%	6%	15%

Annex 1

MINIMUM STANDARDS COMPLIANCE

Resolution #930 minimum standards and CSM Indicators				Compliance with minimum standard, % of CSs				
Minimum standard group	Minimum standard	Minimum standard description	Standard number	Overall, % of CSs	Western Hub	Central Hub	Northern Hub	Eastern Hub
3. Arrangement and infrastructure of the collective site (continued)	Separation by gender	Living spaces shared by multiple households are separated by gender	RES930_351.1 (full compliance)	55%	53%	59%	59%	53%
			RES930_351.1 (partial compliance)	11%	11%	11%	7%	10%
	Locks/latches	Entrances to rooms where beds are located are equipped with locks or latches	RES930_361 (full compliance)	87%	89%	84%	82%	88%
			RES930_361 (partial compliance)	8%	8%	8%	8%	8%
	Barrier-free access	Premises of the collective site are equipped with infrastructure (ramps, handrails, etc.) that provides barrier-free access for people with reduced mobility	RES930_371 (full compliance)	23%	20%	29%	46%	16%
			RES930_371 (partial compliance)	26%	27%	31%	19%	23%
	Temperature range	Temperature in the premises of the collective site is maintained within the range of 18-25 °C	RES930_381	92%	95%	93%	76%	92%
4. Sanitation and hygiene	Mold and/or fungus	Absence of mold and/or fungus in the premises of the collective site	RES930_411	81%	79%	87%	81%	78%
	Insects and/or rodents	Absence of insects and/or rodents in the premises of the collective site	RES930_421	94%	97%	96%	90%	90%
	Shower/bathtub (at least 1 per 12 people)	1) Availability of a sufficient number of showers/bathtubs in the collective site (one shower/bathtub per 12 people)	RES930_431	58%	63%	59%	64%	51%
	Shower/bath (separation by gender)	Showers/bathrooms are separated by gender	RES930_431.1 (full compliance)	31%	30%	31%	47%	29%
			RES930_431.1 (partial compliance)	8%	14%	5%	0%	8%
	Shower/bath (locks/latches)	2) Showers/bathrooms are equipped with individual locks or latches	RES930_432 (full compliance)	82%	88%	83%	72%	77%
			RES930_432 (partial compliance)	17%	11%	16%	25%	22%

33. Relevance was applied: the question was asked only to those CSs who reported that a shower/bathtub is not located in premises of CS.

Annex 1

MINIMUM STANDARDS COMPLIANCE

Resolution #930 minimum standards and CSM Indicators				Compliance with minimum standard, % of CSs				
Minimum standard group	Minimum standard	Minimum standard description	Standard number	Overall, % of CSs	Western Hub	Central Hub	Northern Hub	Eastern Hub
4. Sanitation and hygiene (continued)	Shower/bathtub (for people with reduced mobility)	3) Availability of at least one shower/bathroom equipped for people with reduced mobility in the collective site	RES930_433	25%	25%	29%	44%	17%
	Shower/bathtub (nearby alternative within 50 meters)	4) Availability of a shower/bathtub within a radius of 50 meters from the collective site in the event that a shower/bathtub is not located in its premises ³³ (n=22)	RES930_434	36%	80%	27%	25%	0%
	Toilets (at least 1 per 10 people)	1) Availability of a sufficient number of toilets in the collective site (one toilet per 10 people)	RES930_441	65%	66%	68%	65%	60%
	Toilets (separation by gender)	Toilets are separated by gender	RES930_441.1 (full compliance)	33%	32%	34%	49%	32%
			RES930_441.1 (partial compliance)	9%	14%	7%	1%	9%
	Toilets (locks/latches)	2) Toilets are equipped with individual locks or latches	RES930_442 (full compliance)	92%	94%	92%	96%	89%
			RES930_442 (partial compliance)	8%	6%	8%	4%	11%
	Toilets (disability-friendly)	3) Availability of at least one toilet equipped for persons with reduced mobility in the collective site	RES930_443	26%	25%	30%	51%	19%
	Toilets (nearby alternative within 50 meters)	4) Availability of toilets within a radius of 50 meters from the collective site in the event that they are not located in its premises ³⁴ (n=16)	RES930_444	81%	100%	80%	100%	67%
	Waste management (functioning system)	1) Functioning waste management system at the collective site	RES930_451	97%	99%	97%	100%	95%
5. Equipment of the premises of the collective site	Furniture (for communal use)	1) Common-use premises are equipped with furniture in accordance with the number and needs of residents of the collective site	RES930_511 (full compliance)	49%	60%	47%	31%	43%
			RES930_511 (partial compliance)	3%	1%	5%	9%	4%

33. Relevance was applied: the question was asked only to those CSs who reported that a shower/bathtub is not located in premises of CS.

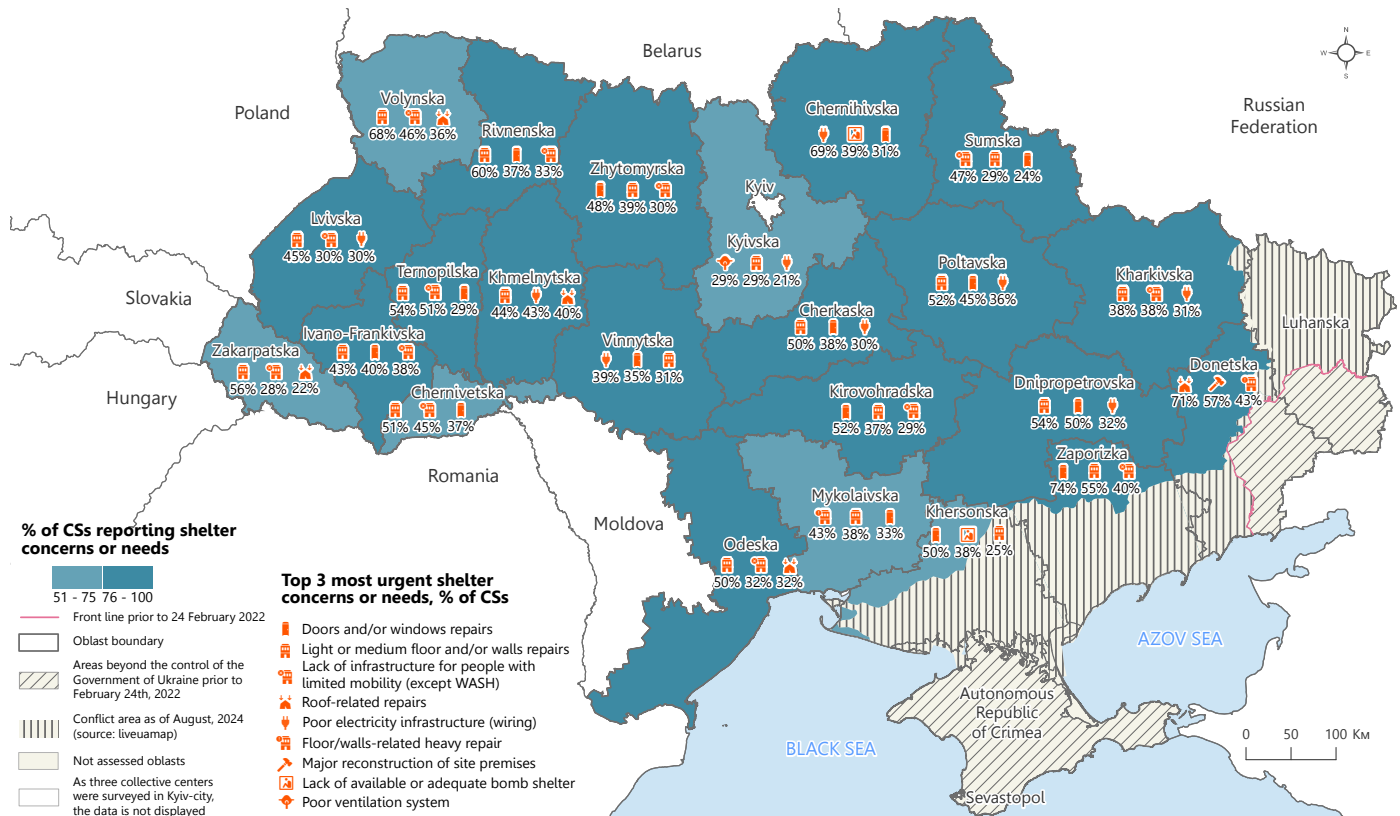
Annex 1

MINIMUM STANDARDS COMPLIANCE

Resolution #930 minimum standards and CSM Indicators				Compliance with minimum standard, % of CSs				
Minimum standard group	Minimum standard	Minimum standard description	Standard number	Overall, % of CSs	Western Hub	Central Hub	Northern Hub	Eastern Hub
5. Equipment of the premises of the collective site (continued)	Furniture (for individual use)	2) Residents are provided with individual-use furniture for furnishing private spaces (bed, wardrobe, etc.) and sleeping items (mattress, pillow, blanket, bed linen)	RES930_512 (full compliance)	69%	71%	68%	64%	69%
			RES930_512 (partial compliance)	30%	29%	29%	33%	30%
	Household appliances (kitchen equipment)	1) Kitchens and communal eating areas are equipped with the necessary household appliances and amenities	RES930_521 (full compliance)	54%	60%	52%	40%	52%
			RES930_521 (partial compliance)	2%	1%	3%	1%	3%
	Household appliances (washing machines)	2) Sanitary premises are equipped with washing machines in the recommended amount (one washing machine per 10 people)	RES930_522	23%	24%	26%	32%	18%
	Household appliances (drying machines or drying room)	3) Sanitary premises are equipped with drying machines in the recommended amount (one drying machine per 20 people) or (4) rooms are allocated for drying laundry	RES930_523 (full compliance)	75%	75%	82%	64%	70%
			RES930_523 (partial compliance)	12%	12%	10%	9%	14%
	Household appliances (boiler)	5) Showers/bathrooms are equipped with boilers in the absence of hot water supply (n=29)	RES930_524	72%	70%	63%	75%	86%
	Safety (evacuation plan)	1) Presence of evacuation plans	RES930_531	96%	95%	98%	92%	96%
	Safety (extinguisher)	2) Availability of fire extinguishers in the premises of the collective site	RES930_532 (full compliance)	89%	88%	90%	91%	88%
			RES930_532 (partial compliance)	9%	11%	7%	6%	10%
	Safety (first aid kit)	3) Availability of a first aid kit in the premises of the collective site	RES930_533	90%	92%	91%	80%	90%
	Safety (availability of a bomb shelter)	1) Collective site is equipped with the simplest shelter and/or is located 500 meters from the shelter	RES930_534	85%	89%	85%	86%	82%
	Safety (sufficient capacity of a bomb shelter)	2) Capacity of the bomb shelter is not less than the number of beds provided for accommodation in the collective site (taking into account the employees of the collective site) (n=1088)	RES930_535	91%	93%	95%	91%	87%
	Safety (accessibility of a bomb shelter for people with reduced mobility)	3) The bomb shelter is accessible for people with disabilities and other people with reduced mobility (n=1088)	RES930_536	32%	31%	37%	49%	24%

Annex 2

SHELTER NEEDS IN COLLECTIVE SITES



Annex 3

HUMANITARIAN ASSISTANCE RECEIVED IN COLLECTIVE SITES

